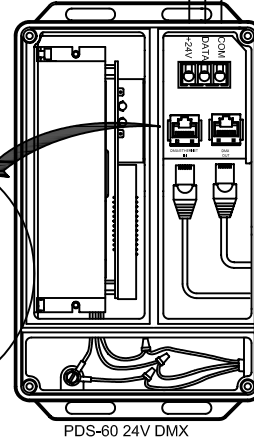

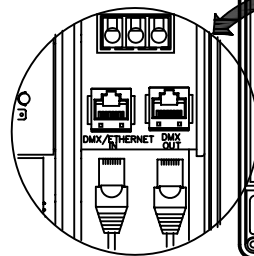
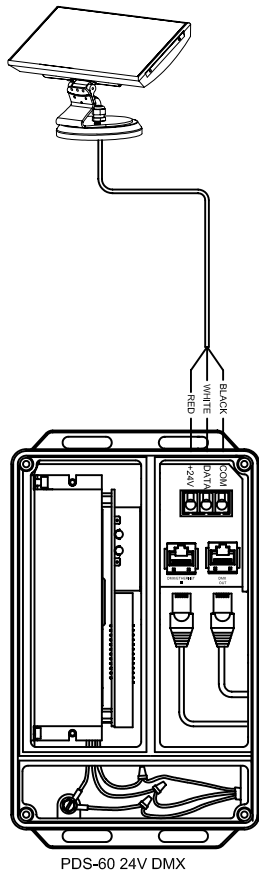


COLORBLAST 12 FIXTURE
(MAXIMUM OF 1 PER PDS-60)

COLORBLAST 12 FIXTURE
(MAXIMUM OF 1 PER PDS-60)

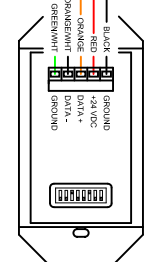


CONTINUE DMX OUT/IN SEQUENCE TO
INCLUDE ALL PWR/DATA SUPPLIES, THEN
TERMINATE THE LAST UNIT
(SEE BELOW)

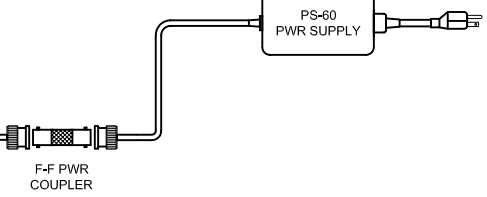
DMX OUT
DMX IN
100-240VAC

6' FLYING LEAD/RJ45
DATA CABLE
(OR SEE PIN-OUT BELOW IF
MAKING CABLES)

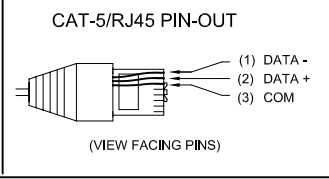
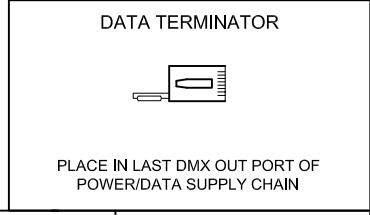
5' FLYING LEAD/BNC
POWER CABLE



COLORDIAL
(BACK VIEW)



NOTE:
- USE A THIRD PARTY DMX REPEATER ON EVERY 32nd PDS UNIT IN A CHAIN, OR
WHEN THE TOTAL DMX DATA RUN EXCEEDS 1,000 FEET. REFER TO THE USITT
DMX-512 STANDARD FOR MORE INFORMATION.
- MAXIMUM NUMBER OF FIXTURES PER PDS-60: 1



COLOR KINETICS INCORPORATED
10 MILK STREET, SUITE 1100
BOSTON, MA 02108
888 FULL RGB
617 423 9999
WWW.COLORKINETICS.COM
"FULL SPECTRUM DIGITAL LIGHTING"

TITLE:
SYSTEM WIRING DIAGRAM (TYP)

PRODUCTS:
CB12 / PDS-60 24V / CD / PS-60

DATE:
DWG. BY: S.D.
SCALE: NTS
REV:
PAGE: 1 OF 1