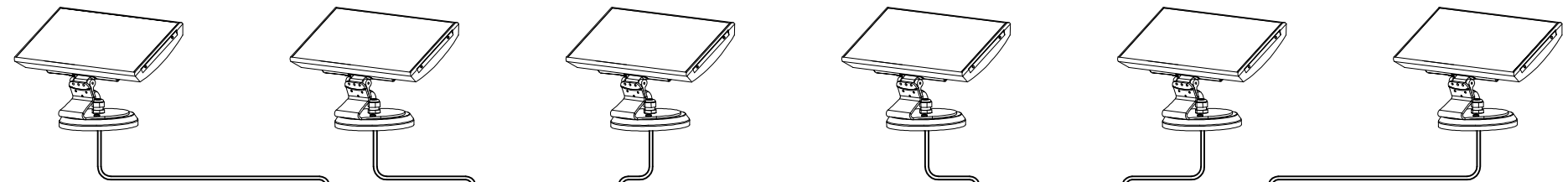
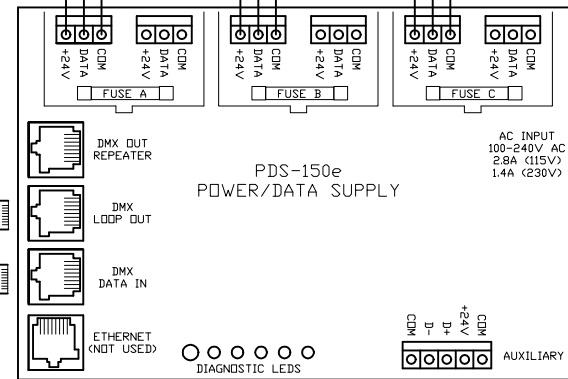
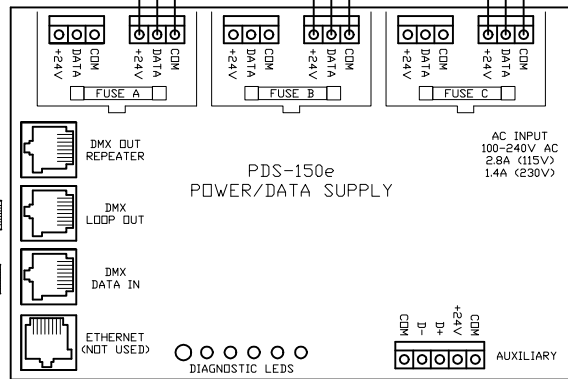


COLORBLAST 12 FIXTURES
(MAX. 3 PER PDS-150e)



60' POWER/DATA CABLES
(INCLUDED W/ FIXTURES-
DO NOT EXTEND)

CAUTION: CONNECT ONLY 1
FIXTURE TO A FUSE GROUP



CAT 5/RJ45 DATA CABLE
(UTP 24 AWG 4 PAIR)

CAT 5/RJ45 DATA CABLE
(UTP 24 AWG 4 PAIR)

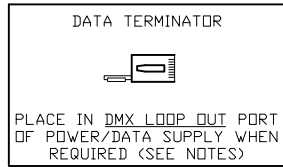
CAT 5/RJ45 DATA CABLE
(UTP 24 AWG 4 PAIR)

CONTINUE DMX OUT/IN
SEQUENCE TO INCLUDE ALL
PWR/DATA SUPPLIES, THEN
TERMINATE THE LAST UNIT
(SEE BELOW)

INLINE DATA
COUPLER

DMX ADAPTER CABLE
(XLR-5 (MALE) TO RJ45)

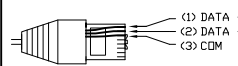
DATA IN FROM DMX
CONTROLLER/
PLAYBACK SOURCE



NOTE:

- USE DMX OUT REPEATER (INSTEAD OF LOOP OUT) ON EVERY 32nd PDS UNIT
IN A CHAIN, OR WHEN A DATA CABLE RUN BETWEEN UNITS EXCEEDS 400'.
WHEN USING THE DMX OUT REPEATER, PLACE A DATA TERMINATOR IN THE DMX
LOOP OUT PORT OF THAT PDS UNIT (SEE ABOVE).

CAT-5/RJ45 PIN-OUT



(VIEW FACING PINS)



COLOR KINETICS INCORPORATED
10 MILK STREET, SUITE 1100
BOSTON, MA 02108
888 FULL RGB
617 423 9999
WWW.COLORKINETICS.COM

FULL SPECTRUM DIGITAL LIGHTING

TITLE:
SYSTEM WIRING DIAGRAM (TYP)

PRODUCTS:
COLORBLAST 12/PDS-150e/
DMX CONTROLLER

DATE:
DWG. BY: TC
SCALE: NTS
REV:
PAGE: 1 OF 1